

## 2011 台灣吉他學會吉他音階、琶音考試辦法

請詳閱：

1. 從第二級開始，每級數皆考音階、琶音。
2. 各級數音階、琶音調號以學會公佈的試題為主。
3. 需完全背譜彈奏。
4. 彈錯調，此項目以 0 分計算。
5. 音階、琶音考試皆無規定彈奏速度，但以能順暢彈奏為主。
6. 音階、琶音考試無須一定要遵照所公佈的譜例指法彈奏（譜例指法僅供參考）。
7. 音階除第二級只考大調音階外，其餘級數皆考大調音階及小調音階各一個調。
8. 琶音除第四級只考大調和絃外，其餘級數皆考大調和絃及小調和絃各一個調。
9. 在同一級數裡，音階或琶音如有兩個調以上，須彈奏現場評審所抽的調。

# 2011 台灣吉他學會吉他音階、琶音試題參考指法

## 二 級

### 大調音階一 [抽其中之一考]

◎ C 大調音階，從第 3 弦開始，一個八度。

1



◎ C 大調音階，從第 5 弦開始，一個八度。


2



### 琶音一 [抽其中之一考]


◎ C 大調和絃，一個八度。

3




◎ G 大調和絃，一個八度。

4



◎ E 小調和絃，兩個八度。[必考]

5



# 三級

## 大調音階一 [抽其中之一考]

◎ D 大調音階，從第 3 弦開始，一個八度。

6

Musical notation for the D major scale starting on the 3rd string, one octave. The scale is written on a treble clef staff with a key signature of two sharps (F# and C#). The notes are D, E, F#, G, A, B, C#, D. The fingering sequence is 1 3 1 2 4 1 3 4 3 1 4 2 1 3 1. Below the notes are circled numbers 3, 2, 1, 2, 3 indicating string changes.

◎ D 大調音階，從第 5 弦開始，一個八度。

7

Musical notation for the D major scale starting on the 5th string, one octave. The scale is written on a treble clef staff with a key signature of two sharps (F# and C#). The notes are D, E, F#, G, A, B, C#, D. The fingering sequence is 2 4 1 2 4 1 3 4 3 1 4 2 1 4 2. Below the notes are circled numbers 5, 4, 3, 4, 5 indicating string changes.

## 小調音階一 [抽其中之一考]

◎ C 小調音階，從第 3 弦開始，一個八度。

8

Musical notation for the C minor scale starting on the 3rd string, one octave. The scale is written on a treble clef staff with a key signature of three flats (F, C, G). The notes are C, D, E♭, F, G, A♭, B♭, C. The fingering sequence is 3 1 2 4 1 2-2 3 2-2 1 4 2 1 3. Below the notes are circled numbers 3, 2, 1, 2, 3 indicating string changes.

◎ C 小調音階，從第 5 弦開始，一個八度。

9

Musical notation for the C minor scale starting on the 5th string, one octave. The scale is written on a treble clef staff with a key signature of three flats (F, C, G). The notes are C, D, E♭, F, G, A♭, B♭, C. The fingering sequence is 1 3 4 1 3 4 2 3 2 4 3 1 4 3 1. Below the notes are circled numbers 5, 4, 3, 4, 5 indicating string changes.

## 琶音一

### 大調和絃〔抽其中之一考〕

◎ G 大調和絃，兩個八度。

10

Musical notation for exercise 10: G major arpeggio, two octaves. The notation is on a treble clef staff with a key signature of one sharp (F#). The notes are G, A, B, A, G, F#, E, D, C, B, A, G, F#, E, D, C, B, A, G. Fingerings are indicated by numbers 1-4 below the notes. Dynamics are marked as *P* (piano) above the first and last notes, and *i* (pizzicato) above the notes from the second to the second-to-last. The exercise is numbered 10.

◎ E 大調和絃，兩個八度。

11

Musical notation for exercise 11: E major arpeggio, two octaves. The notation is on a treble clef staff with a key signature of three sharps (F#, C#, G#). The notes are E, F#, G#, F#, E, D, C, B, A, G, F#, E, D, C, B, A, G, F#, E. Fingerings are indicated by numbers 1-4 below the notes. Dynamics are marked as *P* (piano) above the first and last notes, and *i* (pizzicato) above the notes from the second to the second-to-last. The exercise is numbered 11.

◎ A 小調和絃，兩個八度。〔必考〕

12

Musical notation for exercise 12: A minor arpeggio, two octaves. The notation is on a treble clef staff with a key signature of no sharps or flats. The notes are A, B, C, B, A, G, F, E, D, C, B, A, G, F, E, D, C, B, A. Fingerings are indicated by numbers 1-4 below the notes. Dynamics are marked as *P* (piano) above the first and last notes, and *i* (pizzicato) above the notes from the second to the second-to-last. The exercise is numbered 12.

# 四 級

## 大調音階一 [抽其中之一考]

◎ A 大調音階，從第 3 弦開始，一個八度。

13

1 3 1 2 4 1 3 4 3 1 4 2 1 3 1

③ ② ① ② ③

◎ E 大調音階，從第 5 弦開始，一個八度。

14

2 4 1 2 4 1 3 4 3 1 4 2 1 4 2

⑤ ④ ③ ④ ⑤

## 小調音階一 [抽其中之一考]

◎ D 小調音階，從第 3 弦開始，一個八度。

15

3 1 2 4 1 2—2 3 2—2 1 4 2 1 3

③ ② ① ② ③

◎ D 小調音階，從第 5 弦開始，一個八度。

16

1 3 4 1 3 4 2 3 2 4 3 1 4 3 1

⑤ ④ ③ ④ ⑤

琶音一 [抽其中之一考]

◎ C大調和絃，兩個八度。

17

*P P i m a m a m a m i P P*

3 2 0 1 0 3 4 3 0 1 0 2 3

② ① ②

◎ F大調和絃，兩個八度。

18

*P i m a i m a m i a m i P*

1 0 3 4 2 1 1 1 2 4 3 0 1

1/2 C1

◎ A大調和絃，兩個八度。

19

*P i m a i m a m i a m i P*

0 4 1 1 2 0 4 0 2 1 1 4 0

# 五 級

## 大調音階一 [抽其中之一考]

◎ C 大調音階，兩個八度。

20

Musical notation for the C major scale, two octaves, in treble clef. The scale is written as a single line of music with a double bar line at the end. The notes are: C4, D4, E4, F4, G4, A4, B4, C5, B4, A4, G4, F4, E4, D4, C4. Below the notes are the following fingering numbers: 2, 4, 1, 2, 4, 1, 3, 1, 3, 1, 2, 4, 1, 3, 4, 3, 1, 4, 2, 1, 3, 1, 3, 1, 4, 2, 1, 4, 2. Below the fingering numbers are five groups of circled numbers: (5), (4), (3), (2), (1), (2), (3), (4), (5). Lines connect the circled numbers to the corresponding notes they apply to.

◎ D 大調音階，兩個八度。

47

Musical notation for the D major scale, two octaves, in treble clef. The key signature has two sharps (F# and C#). The notes are: D4, E4, F#4, G4, A4, B4, C#5, D5, C#5, B4, A4, G4, F#4, E4, D4. Below the notes are the following fingering numbers: 2, 4, 1, 2, 4, 1, 3, 1, 3, 1, 2, 4, 1, 3, 4, 3, 1, 4, 2, 1, 3, 1, 3, 1, 4, 2, 1, 4, 2. Below the fingering numbers are five groups of circled numbers: (5), (4), (3), (2), (1), (2), (3), (4), (5). Lines connect the circled numbers to the corresponding notes they apply to.

## 小調音階一 必考

◎ C 小調音階，兩個八度。

21

Musical notation for the C minor scale, two octaves, in treble clef. The key signature has three flats (F, C, G). The notes are: C4, D4, E4, F4, G4, A4, Bb4, C5, Bb4, Ab4, G4, F4, E4, D4, C4. Below the notes are the following fingering numbers: 1, 3, 4, 1, 3, 1, 3, 4, 1, 2, 4, 2, 4, 1, 2, 4, 2, 1, 4, 2, 1, 3, 1, 4, 3, 1, 4, 3, 1. Below the fingering numbers are five groups of circled numbers: (5), (4), (3), (2), (1), (2), (3), (4), (5). Lines connect the circled numbers to the corresponding notes they apply to.

## 琶音一

◎ Bb 大調和絃，兩個八度。必考

22 C.VI

*P i m i m a m i m i P P*

1 4 3 4 2 2 4 3 4 1

◎ Bb 小調和絃，兩個八度。必考

23 C.VI

*P i m i m a m i m i P P*

1 4 2 3 3 2 4 1



# 六級

## 大調音階— 抽其中之一考

◎ B 大調音階，兩個八度。

24

Musical notation for the B major scale (two octaves) in treble clef. The key signature has three sharps (F#, C#, G#). The scale is written as a single melodic line. Below the notes are the following fingering numbers: 2 4 1 2 4 1 3 1 3 1 2 4 1 3 4 3 1 4 2 1 3 1 3 1 4 2 1 4 2. Brackets connect the numbers to the notes they apply to: (2-4), (1-2), (4-1), (3-1), (3-1), (2-4), (1-3), (4-3), (1-4), (2-1), (3-1), (3-1), (4-2), (1-4), (2-1), (4-2).

◎ E 大調音階，兩個八度。

25

Musical notation for the E major scale (two octaves) in treble clef. The key signature has three sharps (F#, C#, G#). The scale is written as a single melodic line. Below the notes are the following fingering numbers: 2 4 1 2 4 1 3 1 3 1 2 4 1 3 4 3 1 4 2 1 3 1 3 1 4 2 1 4 2. Brackets connect the numbers to the notes they apply to: (2-4), (1-2), (4-1), (3-1), (3-1), (2-4), (1-3), (4-3), (1-4), (2-1), (3-1), (3-1), (4-2), (1-4), (2-1), (4-2).

## 小調音階— 必考

◎ D 小調音階，兩個八度。

26

Musical notation for the D minor scale (two octaves) in treble clef. The key signature has two flats (Bb, Eb). The scale is written as a single melodic line. Below the notes are the following fingering numbers: 1 3 4 1 3 1 3 4 1 2 4 2 4 1 2 4 2 1 4 2 1 3 1 4 3 1 4 3 1. Brackets connect the numbers to the notes they apply to: (1-3), (4-1), (3-1), (3-4), (1-2), (4-2), (4-1), (2-4), (2-1), (4-2), (1-3), (1-4), (3-1), (4-3), (1-4), (3-1).

## 琶音一

◎ C大調和絃，兩個八度。必考

27

Musical notation for exercise 27, C major arpeggio, two octaves. The notation is on a single staff in treble clef. It consists of two octaves of the C major arpeggio (C-E-G-A-C-E-G). The notes are marked with dynamics: *P* (piano) for the first and last notes of each octave, and *i* (pizzicato) for the other notes. Fingerings are indicated by numbers 1-5 below the notes. The first octave uses fingerings 1, 4, 2, 3-3, 1, 2, 1, 3-3, 2, 4, 5. The second octave uses fingerings 1, 2, 3-3, 4, 5, 1, 2, 3-3, 4, 5, 1.

◎ C小調和絃，兩個八度。必考

28

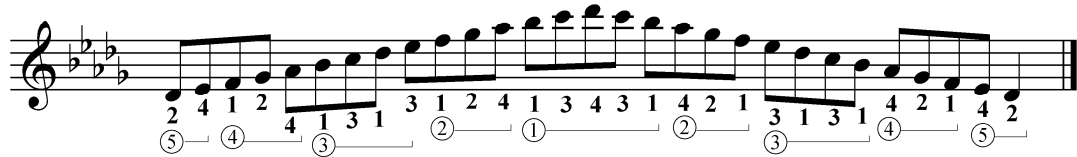
Musical notation for exercise 28, C minor arpeggio, two octaves. The notation is on a single staff in treble clef with a key signature of one flat (Bb). It consists of two octaves of the C minor arpeggio (C-Eb-G-A-C-Eb-G). The notes are marked with dynamics: *P* (piano) for the first and last notes of each octave, and *i* (pizzicato) for the other notes. Fingerings are indicated by numbers 1-5 below the notes. The first octave uses fingerings 1, 4, 3, 4, 2-2, 3, 2-2, 4, 3, 4, 5. The second octave uses fingerings 1, 2, 3, 4, 3, 4, 3, 4, 5, 1.

# 七 級

## 大調音階一 [抽其中之一考]

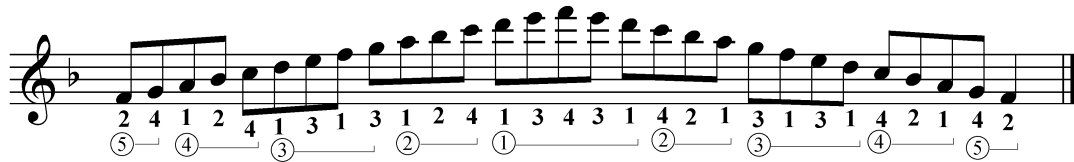
◎ Db 大調音階，兩個八度。

29



◎ F 大調音階，兩個八度。


30



## 小調音階一

◎ B 小調音階，兩個八度。 **必考**

31



# 琶音一

◎ E 大調和絃，三個八度。必考

32

Musical notation for E major arpeggio exercise, three octaves. The piece is in E major (three sharps) and starts on the E4 string. The notation includes fingerings (0, 4, 5, 2, 3, 1, 0, 0, 1, 3, 4, 3, 1, 0, 0, 1, 3, 2, 4, 0) and dynamics (P, i, m, i, m, a, i, m, a, m, i, a, m, i, m, i, P, P).

◎ E 小調和絃，三個八度。必考

33

Musical notation for E minor arpeggio exercise, three octaves. The piece is in E minor (no sharps or flats) and starts on the E4 string. The notation includes fingerings (0, 3, 5, 1, 4, 2, 0, 0, 0, 2, 3, 4, 3, 2, 0, 0, 0, 4, 1, 3, 0) and dynamics (P, i, m, i, m, a, i, m, a, m, i, a, m, i, m, i, P, P).

# 八 級

## 大調音階一 [抽其中之一考]

◎ A 大調音階，兩個八度。

34

Musical notation for the A major scale (two octaves) in treble clef. The key signature has two sharps (F# and C#). The scale is written as a single melodic line. Fingerings are indicated by numbers 1-5 in circles below the notes. The sequence of fingerings is: 0 1 3 4 1-1 3 4 1 3 4 2 4 1 2 1 4 2 4 3 1 4 3 1-1 4 3 1 0.

◎ Bb 大調音階，兩個八度。

35

Musical notation for the Bb major scale (two octaves) in treble clef. The key signature has two flats (Bb and Eb). The scale is written as a single melodic line. Fingerings are indicated by numbers 1-5 in circles below the notes. The sequence of fingerings is: 1-1 3 4 1-1 3 4 1 3 4 2 4 1 2 1 4 2 4 3 1 4 3 1-1 4 3 1-1.

## 小調音階一 必考

◎ E 小調音階，兩個八度。

36

Musical notation for the E minor scale (two octaves) in treble clef. The key signature has one sharp (F#). The scale is written as a single melodic line. Fingerings are indicated by numbers 1-5 in circles below the notes. The sequence of fingerings is: 1 3 4 1 3 1 3 4 1 2 4 2 4 1 2 4 2 1 4 2 1 3 1 4 3 1 4 3 1.

# 琶音一

◎ G大調和絃，三個八度。必考

37

*P i m P i m i m a m i a m i m i P P*

1 4 5 3 3 4 1 3 2 2 1 4 1 2 2 1 3 3 2 4 1

◎ G小調和絃，三個八度。必考

38

*P i m P i m i m a m i a m i m i P P*

1 4 5 3 3 4 1 3 2 2 1 4 1 2 2 1 3 3 2 4 1

# 九 級

## 大調音階 — [必考]

◎ E 大調音階，三個八度。

39

Musical notation for the E major scale (three octaves). The scale is written on a treble clef staff with a key signature of two sharps (F# and C#). The notes are: E, F#, G, A, B, C#, D, E, F#, G, A, B, C#, D, E, F#, G, A, B, C#, D, E, F#, G, A, B, C#, D, E. Below the notes are fingering numbers: 0, 1, 3, 4, 5, 4, 3, 2, 1, 2, 1, 2, 4, 3, 2, 1, 2, 1, 2, 4, 3, 1, 4, 3, 1, 4, 3, 2, 1, 4, 2, 1, 3, 1, 4, 3, 1, 4, 2, 1, 4, 2, 1, 0.

## 小調音階 — [必考]

◎ A 小調音階，兩個八度。

40

Musical notation for the A minor scale (two octaves). The scale is written on a treble clef staff with a key signature of no sharps or flats. The notes are: A, B, C, D, E, F, G, A, B, C, D, E, F, G, A, B, C, D, E, F, G, A, B, C, D, E, F, G, A. Below the notes are fingering numbers: 0, 1, 2, 4, 4, 3, 4, 3, 2, 1, 2, 1, 4, 2, 1, 3, 1, 3, 1, 4, 2, 1, 4, 2, 1, 4, 2, 1, 0.

## 琶音 —

◎ 屬七 Eb 和絃，兩個八度。必考

41

Musical notation for the Eb7 arpeggio (two octaves). The arpeggio is written on a treble clef staff with a key signature of two flats (Bb and Eb). The notes are: Eb, G, Bb, D. Above the notes are articulation marks: *P*, *i*, *m*, *P*, *i*, *m*, *i*, *a*, *i*, *a*, *m*, *i*, *m*, *i*, *P*, *P*. Below the notes are fingering numbers: 1, 4, 2, 3, 2, 4, 4, 4, 2, 3, 2, 4, 1.

◎ 減七 C 和絃，兩個八度。必考

42

Musical notation for the C7b9 arpeggio (two octaves). The arpeggio is written on a treble clef staff with a key signature of no sharps or flats. The notes are: C, Eb, G, Bb. Above the notes are articulation marks: *P*, *m*, *i*, *m*, *i*, *m*, *i*, *m*, *i*, *m*, *i*, *m*, *i*, *P*. Below the notes are fingering numbers: 1, 4, 1, 4, 2, 1, 4, 1, 4, 1, 4, 1, 2, 4, 1, 4, 5, 1.





